

BC-760 & BC-780

Auto Hematology Analyzer with ESR

Above and Beyond



www.fusiongreen.in

Marketed By :



FusionGreen Healthcare Pvt. Ltd.
We deliver ...



+ 91 96771 44414 , 99401 41956

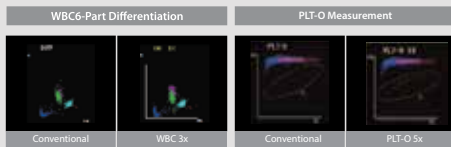
BC-760 & BC-780 Auto Hematology Analyzer with ESR

• • • Above your expectations

- **SF Cube fluorescent technology allows reliable counting and differentiation of abnormal samples**

— More refined and reliable cell differentiation

3D fluorescent analysis technology allows reliable differentiation of immature and other abnormal cells, such as immature granulocytes (IMGs), reticulocytes (RETs*), and immature platelet fraction (IPF).



— More reliable measurements for low-value samples

The BC-700 & BC-720 3D fluorescence analysis platform is designed with multiple counting WBC-3x and PLT-O 5x analysis modes to help ensure higher reliability for low-value WBC and PLT samples. In addition, the PLT de-aggregation function can reduce the cumbersome review work.

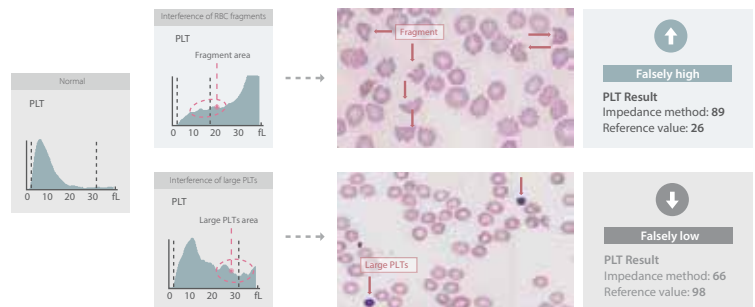
— More comprehensive alarm messages for abnormalities

The analyzer provides a detailed list of over 40 prompt messages, including WBC message, RBC message, and PLT message. This allows laboratory technicians to intuitively and quickly identify abnormal samples and proceed further with the samples in a timely manner. This in turn helps to avoid missed diagnosis of blood disease and false reports.

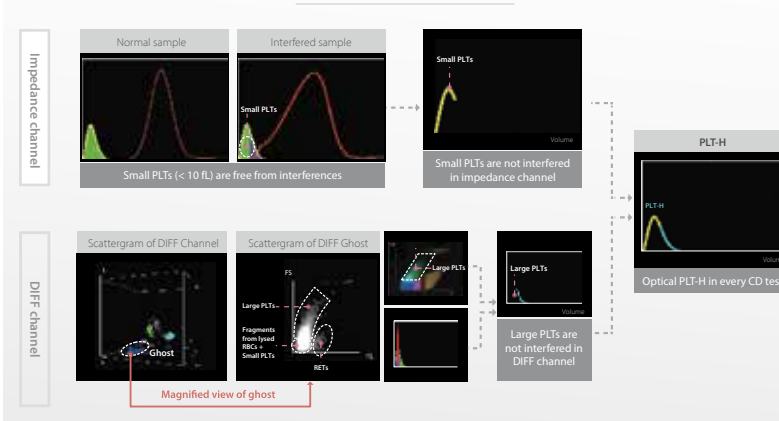


► Limitations of traditional PLT counting

In the traditional impedance method, PLTs are subject to interferences that may lead to falsely high or falsely low results (as shown in the figure). Once an error report is generated, it will directly affect the judgment and decision-making of clinicians. The results reported at the clinical decision level are related to patient safety. Therefore, accurate PLT results are critical in clinical practice.



Schematic diagram of PLT-H



Optical PLT-H in every CD test

In order to solve the above problem, we have developed a brand new parameter PLT-H. It combines small PLTs from the conventional impedance method and large PLTs from the optical method. The solution can resist the interferences in conventional PLT detection without requiring extra reagents.

BC-760 & BC-780 Auto Hematology Analyzer with ESR

CD + ESR in one test provide reliable ESR results with greater ease

The BC-700 series integrates an automatic ESR module in a hematology analyzer. It can also generate both CBC & ESR results in one test within 1.5 min. In addition, it saves the costs that would otherwise be incurred for the purchase, maintenance, consumables, and storage space of a separate ESR analyzer. Compared with the traditional Westergren method, this method performs better in quality traceability, repeatability, speed, safety, and level of automation

Accurate



- Great correlation with the Westergren method
- Same QC and calibrator as in the BC-6000 series
- Combined examination helps to avoid the interferences of dehydration, polycythemia vera and anemia on ESR results;



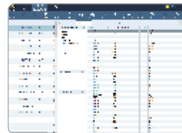
RFID

Encryption key management

Cost-effective



- The integrated instrument is capable of both CBC and ESR detection;
- Takes up the space of only one analyzer.



labXpert

Coming as standard configuration
Same software as BC-6 series

Automatic



- Report CBC + ESR results together within 1.5 min;
- The measurement results are protected against the influence of subjective factors;
- Automation can reduce the biosafety hazards that may otherwise be introduced by a manual method.



Floating screen

Switching between different analysis modes with a single touch

Excellent performance, high reliability, and ease of use



Continuous autoloading

5 positions x 6 racks



Cap piercing STAT

Supports STAT samples and capillary blood samples;
minimizes bio-safety hazards



Applicable to different sample types

Peripheral blood/Capillary blood
Pre-diluted blood/Body fluid

► An all-in-one solution that goes above and beyond your expectations

Excellent performance

Reliable results for abnormal and interfered samples

SF Cube

- SF Cube 3D fluorescent platform
- (MG/NRBC) reportable parameters
- Accurate measurement of low WBC/PLT count
- Anti-aging capability:
24h (room temperature)
48h (refrigerated transportation)

Interactive excellence

Refined details for the optimal user experience



- iHelp videos
- Floating screen
- Ease of maintenance

Superior functionality

Integrated CBC + ESR detection provides a comprehensive tool for inflammation detection
Optical PLT-H ensures reliable PLT results even with interference



- Integrated CBC + ESR analyzer
- Optical PLT-H in every CD test
- Integrated RET* & body fluid analyzer

BC-760 & BC-780

Auto Hematology Analyzer with ESR

Key Specifications

Principles

WBC (IMG/Neu/Mon/Lym/Eos/Bas), NRBC/RET*, PLT-H/PLT-O*/IPF:

SF Cube ^ Cell Analysis Technology

^S: Scatter; F: Fluorescence; Cube: 3D analysis

RBC, PLT

Focusing Flow-DC Impedance Method

HGB

Colorimetric method

ESR

Photometric method

Number of measuring parameters (whole blood): 109

Number of reportable parameters: 41

WBC Bas# Bas% Neu# Neu% Eos# Eos% Lym# Lym% Mon#

Mon% IMG# IMG% RET* RET* RHE* IRF* LFR* MFR* HFR*

RBC HGB MCV MCH MCHC RDW-CV RDW-SD HCT NRBC#

NRBC% PLT PLT-I PLT-H PLT-O* MPV PDW PCT P-LCR P-LCC

IPF ESR

Number of research parameters: 68*

Number of measuring parameters (body fluid): 18

Number of reportable parameters: 7

WBC-BF TC-BF# MN# MN% PMN# PMN% RBC-BF

Number of research parameters: 11

Sample volume

CD (whole blood): 25ul

CD+ESR (whole blood): 160ul

Predilute: 20ul

Data storage capacity

Up to 150,000 results including numeric and graphical information *

Throughput

CD 80t/h CDR 45t/h CD+ESR 40t/h

Analysis Mode

Sample Type	Analysis Mode
Whole blood	CBC, CBC + DIFF, CBC + DIFF+RET*, CD + ESR, CDR + ESR*, CD/WBC-3X, CDR/PLT-5X*, and other modes
Predilute	CBC, CBC + DIFF, CDR*, and other modes
Body fluid	CBC + DIFF

Physical Specifications

Dimensions

840D x 655W x 600H mm

Weight

≤70.6Kg

Voltage

100V-240V~ (±10%)

Frequency

50Hz/60Hz (±1Hz)

Power input

600VA

External output

LANx1, USB x 4 (Specifications: DC 5V; 500mA;

USB2.0 x 3; USB3.0 x 1)

Normal Operating Environment

Ambient temperature:

10°C ~ 35°C

Relative humidity:

30% ~ 85%

Atmospheric pressure:

70.0kPa ~ 106.0kPa^

^Note : Required altitude for normal operation:

-400m ~ +3000m

Performance

Parameter	Linearity Range	Precision	Carryover
WBC	0-500×10 ⁹ /L	≤2.5% (≥4.51×10 ⁹ /L)	≤ 1.0%
RBC	0-8.60×10 ¹² /L	≤1.5% (≥3.5×10 ¹² /L)	≤ 1.0%
HGB	0-260g/L	≤1.0% (110-180g/L)	≤ 1.0%
HCT	0-75%	≤1.5% (30%-50%)	≤ 1.0%
PLT*	0-5000×10 ⁹ /L	≤ 1.5(SD) (≤20×10 ⁹ /L)^ ≤ 2.5% (≥100×10 ⁹ /L)^	≤ 1.0%
RET*	0-0.8×10 ¹² /L	≤15% (RBC ≥ 3.00×10 ¹² /L RET%: 1.00% ~ 4.00%)	≤ 1.0%
ESR		≤1.8(SD)(0~20mm/h)	≤ 1.0%

Note: Applicable only to CDR/PLT-O 5x and CR/PLT-O 5x models

Items marked with an asterisk (*) apply only to BC-780



Marketed By :



+ 91 96771 44414, 99401 41956

Head office: FusionGreen Healthcare Pvt Ltd

Krishna Ground Floor No. 51/6, First link street, Raghavan Colony, Ashok Nagar, Chennai-600 083, Tamil Nadu, India.

Branch Offices: Coimbatore & Madurai

mindray
healthcare within reach